



SPECTRUM™

series



VERSION 1.1

Being green just got more colorful.

ENJOY THE POSSIBILITIES

The Busch Systems R&D team has spent countless hours crafting the Spectrum Series™ with the specific ability of adapting to collection programs of all of types and sizes. In the ever-evolving world of recycling & waste collection, it's incredibly important to build the basis of your program with as much unlimited flexibility as possible.

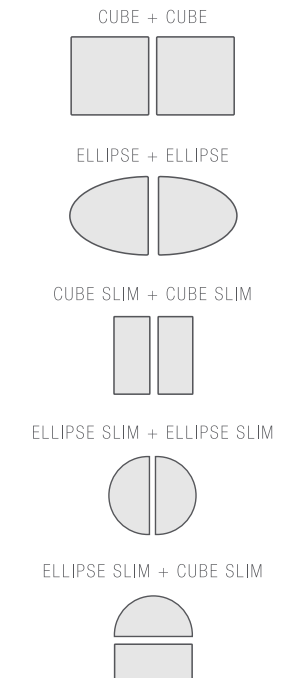
Our team achieved this flexibility by manufacturing four modular containers designed at the most adaptable size & profile and then hit them with the loudest variety of color options we've ever made available!

When choosing the Spectrum Series™, you'll be confident knowing the highest-quality, most-versatile set of containers will outfit your program and your space perfectly. However, you'll also be confident knowing the combination of containers you've selected today, can easily be adjusted to suit your program of tomorrow.

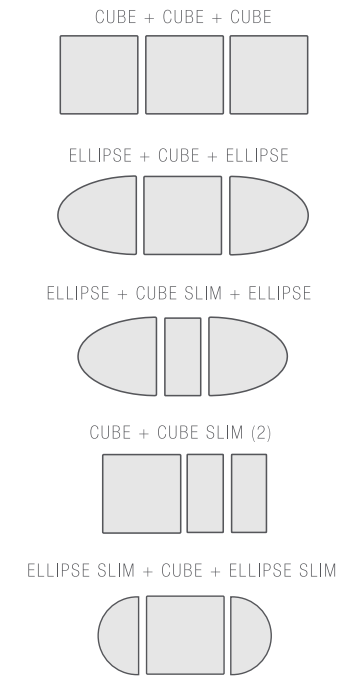


UNLIMITED OPTIONS

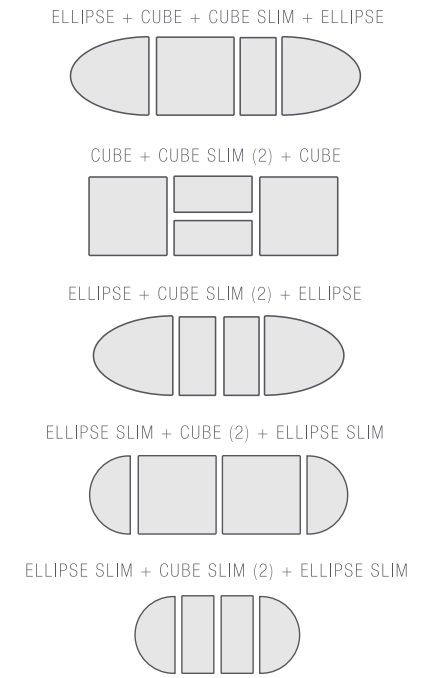
DOUBLE STATION INSPIRATION



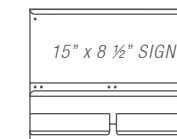
TRIPLE STATION INSPIRATION



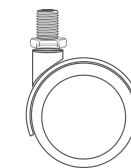
QUAD STATION INSPIRATION



OPTIONAL KITS



SIGN FRAMES KITS



WHEEL CASTER KITS

THE SERIES

*For opening dimensions view the digital spec catalog.
Minimum orders apply for custom colors, contact us for more details.

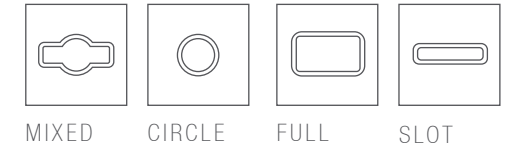


CUBE

CAPACITY: 24 Gallon
DIMENSIONS: 15 3/4"D x 15 3/4"W x 30 3/8"H
MATERIAL: Powder Coated 18 Gauge Steel

- Modern shape lets your program stand out while blending with your style
- Available in a variety of colors making for a bright addition to any program
- Restrictive openings clearly designate streams to users
- Modular system allows your centralized station to grow with your program

STOCK COLORS:



CUBE SLIM

CAPACITY: 10 Gallon
DIMENSIONS: 15 3/4"D x 8"W x 30 3/8"H
MATERIAL: Powder Coated 18 Gauge Steel

- Functional slim design offers the ability to fit into small spaces
- Ideal for low traffic areas with modest capacity needs
- Optional openings allow you to personalize your program
- Chic color options offering your program a distinct look

STOCK COLORS:

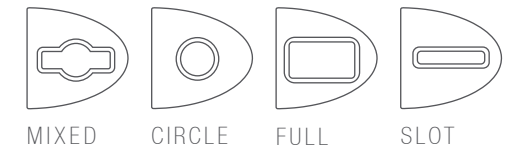


ELLIPSE

CAPACITY: 22 Gallon
DIMENSIONS: 15 3/4"D x 15 3/4"W x 30 3/8"H
MATERIAL: Powder Coated 18 Gauge Steel

- Eclipse figuration maintains broad capacity needs
- Rounded profile welcomes unit to be stand-alone or to complete a set
- Ample variety of opening choices to personalize your program
- Stylish composition matches modernized spaces

STOCK COLORS:




ELLIPSE SLIM

CAPACITY: 8 Gallon
DIMENSIONS: 15 3/4"D x 8"W x 30 3/8"H
MATERIAL: Powder Coated 18 Gauge Steel

- Slim, contoured design fits neatly against a wall
- Ideal for lower capacity needs in a centralized station
- Lightweight lid for easy maintenance
- Choose from a variety of available color options to match your décor

STOCK COLORS:



THE SERIES CONTINUED




ROUND

NEW!

CAPACITY: 20 Gallon
 DIMENSIONS: 15 3/4"D x 30 3/8"H
 MATERIAL: Powder Coated 18 Gauge Steel

*For opening dimensions view the digital spec catalog.
 Minimum orders apply for custom colors, contact us for more details.

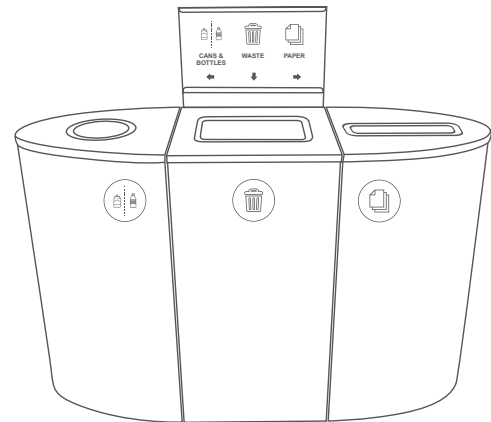
- Perfect as a stand-alone container to match centralized Spectrum stations
- Rigid plastic liners make for easy servicing of containers
- Well suited to seamlessly integrate into any space
- Lead-in opening maintains cleanliness

STOCK COLORS:   



FULL

BUILD YOUR SPECTRUM™ series



Choose your components:



ONE: THE BODY

- Cube
- Cube-Slim
- Ellipse
- Ellipse-Slim
- Round

TWO: THE OPENING

- See body specifications for available openings

THREE: THE LABEL

- Choose from our stock options or customize your own!

FOUR: OPTIONAL KITS

- 15" x 8 1/2" Sign Frames
- Wheel Casters



BUSCH
SYSTEMS



buschsystems.com • 1.800.565.9931